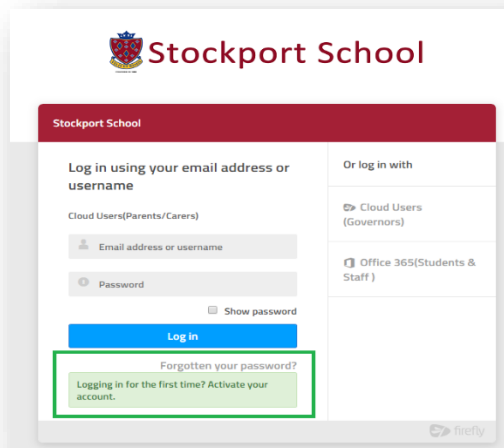


Getting Started: Firefly for Parents

Activating your account

- In your browser, go to the following Address: **stockport.fireflycloud.net**
- Select **Logging in for the first time? Activate your account**

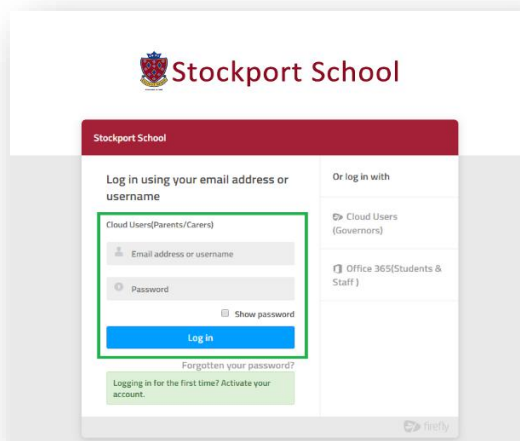


- Enter the email address the school already holds on record for you, then select **Activate account**. An email is sent to you.
- Check your email inbox. Make sure to check your spam filters if you don't find it anywhere.
- Open the email and select Activate account.
- Enter the password of your choice, and then confirm it.
- Choose Activate account.

Your account is now activated and you are now logged in to the Parent Portal

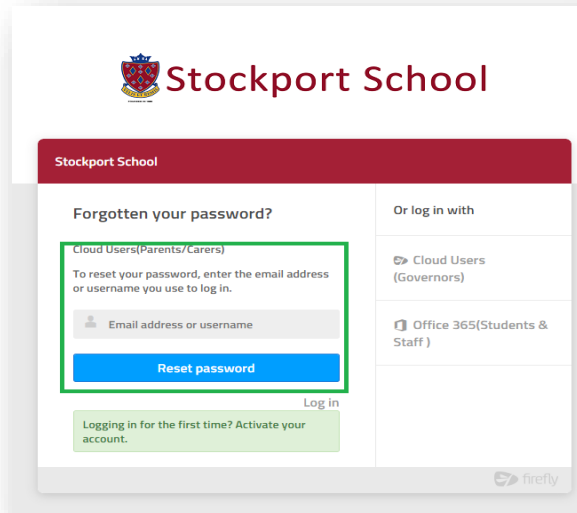
Logging in

- In your browser, go to the following address: **stockport.fireflycloud.net**
- In the login option: **Cloud Users(Parents/Carers)**input your credentials directly on the main screen and select login.



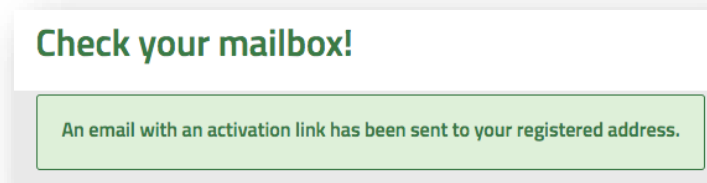
Resetting a forgotten password

- In your browser, go to the following Address: **stockport.fireflycloud.net**
- Select **Forgotten your password?**
- Input your email address into the field and click on **Reset Password** this is the same address used for activation



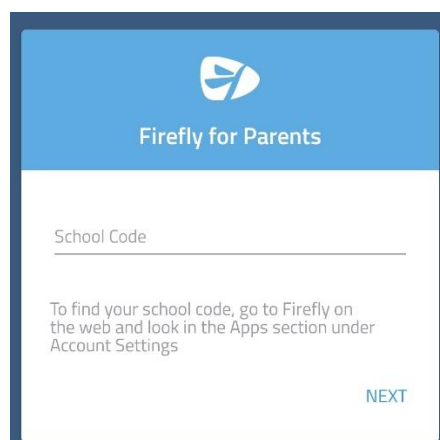
The screenshot shows the Stockport School login page. At the top is the school crest and the name 'Stockport School'. Below this is a red header bar with 'Stockport School' written in white. The main content area is divided into two columns. The left column is titled 'Forgotten your password?' and contains a section for 'Cloud Users(Parents/Carers)'. This section has a text input field labeled 'Email address or username' and a blue 'Reset password' button. Below this is a 'Log in' link and a green box with the text 'Logging in for the first time? Activate your account.' The right column is titled 'Or log in with' and contains two options: 'Cloud Users (Governors)' and 'Office 365(Students & Staff)'. A 'firefly' logo is visible in the bottom right corner.

- In your mailbox, follow the reset link that was sent to you to choose a new password



Firefly for parents: mobile device app

- After installing the app from the Google Store/App Store you will encounter a request for a school code as shown below.



The screenshot shows the 'Firefly for Parents' app setup screen. At the top is the Firefly logo and the text 'Firefly for Parents'. Below this is a text input field labeled 'School Code'. Underneath the input field is a paragraph of text: 'To find your school code, go to Firefly on the web and look in the Apps section under Account Settings'. At the bottom right of the screen is a blue 'NEXT' button.

- School Code is: [See School Comms Message or email j.richards@stockport.stockport.sch.uk]
- Click next and you will be directed to the standard Login page to proceed.